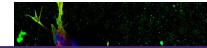

Product Datasheet

LRP4 Antibody (orb99087)

Description

Mouse Anti-Mouse LRP4 (Extracellular) Monoclonal


Species/Host

Mouse

Reactivity

Human, Mouse, Rat

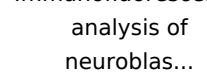
Conjugation

Unconjugated

Tested Applications

ICC, WB

Immunofluorescence analysis of neuroblas...


Immunogen

Fusion protein amino acids 26- 350 (extracellular N-terminus) of mouse LTP4

Target

LRP4

Preservatives

 PBS pH 7.4, 50% glycerol, 0.09% sodium azide
 *Storage buffer may change when conjugated

Concentration

1 mg/ml

Storage

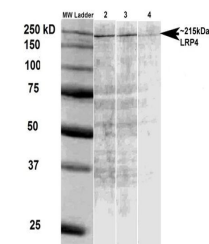
-20°C

Note

For research use only

Application notes

1 µg/ml of SMC-418 was sufficient for detection of LRP4 in 20 µg of rat brain lysate by colorimetric immunoblot analysis using Goat anti-mouse IgG:HRP as the secondary antibody.



Western Blot analysis of rat brain membr...

Isotype

IgG2A

Clonality

Monoclonal

MW

215kDa

Uniprot ID
[Q8VI56](#)
NCBI
[NP_766256.3](#)
Entrez
[83469](#)
Dilution Range

WB (1:1000), ICC/IF (1:100)

Expiration Date

12 months from date of receipt.