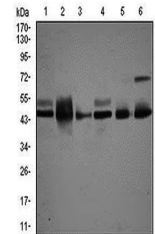


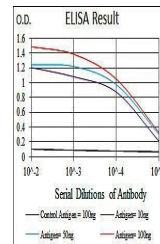
Product Datasheet

MAPK8 Antibody (orb97474)

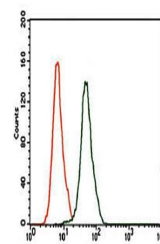
Description	Mouse monoclonal antibody to MAPK8
Species/Host	Mouse
Reactivity	Human, Mouse
Conjugation	Unconjugated
Tested Applications	ELISA, FC, WB
Immunogen	Purified recombinant fragment of human MAPK8 expressed in E. Coli.
Preservatives	Purified antibody in PBS with 0.05% sodium azide
Concentration	1mg/ml
Storage	Maintain refrigerated at 2-8°C for up to 2 weeks. For long term storage store at -20°C in small aliquots to prevent freeze-thaw cycles.
Note	For research use only
Isotype	Mouse IgG1
Clonality	Monoclonal
MW	48.3kDa
Entrez	5599
Dilution Range	WB: 1/500 - 1/2000; RCM: 1/200 - 1/400; ELISA: 1/10000
Expiration Date	12 months from date of receipt.



Western blot analysis of A431 (Lane1), K...



Line graph illustrates about the Ag-Ab r...



Flow cytometric analysis of HeLa cells U...