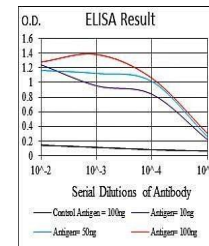


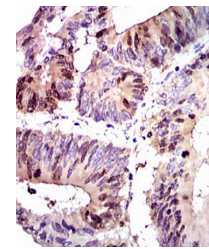
Product Datasheet

PBK Antibody (orb97434)

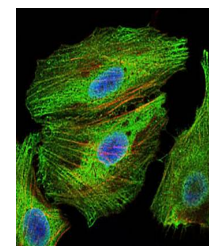
Description	Mouse monoclonal antibody to PBK
Species/Host	Mouse
Reactivity	Human
Conjugation	Unconjugated
Tested Applications	ELISA, FC, ICC, IHC, WB
Immunogen	Purified recombinant fragment of human PBK expressed in E. Coli.
Preservatives	Ascitic fluid containing 0.03% sodium azide.
Concentration	1mg/ml
Storage	Maintain refrigerated at 2-8°C for up to 2 weeks. For long term storage store at -20°C in small aliquots to prevent freeze-thaw cycles.
Note	For research use only
Isotype	Mouse IgG2b
Clonality	Monoclonal
MW	36kDa
Entrez	55872
Dilution Range	WB: 1/500 - 1/2000; IHC: 1/200 - 1/1000; ICC: 1/200 - 1/1000; RCM: 1/200 - 1/400; ELISA: 1/10000
Expiration Date	12 months from date of receipt.



Line graph illustrates about the Ag-Ab r...



IHC-P of colon cancer tissues using PBK ...



Confocal immunofluorescence analysis of ...