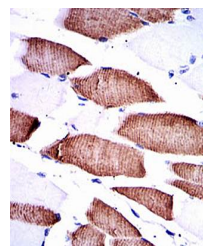


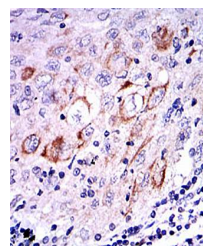
Product Datasheet

MAP2K7 Antibody (orb97396)

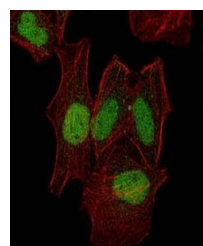
Description	Mouse monoclonal antibody to MAP2K7
Species/Host	Mouse
Reactivity	Human
Conjugation	Unconjugated
Tested Applications	ELISA, FC, ICC, IHC
Immunogen	Purified recombinant fragment of human MAP2K7 expressed in E. Coli.
Preservatives	Ascitic fluid containing 0.03% sodium azide.
Concentration	1mg/ml
Storage	Maintain refrigerated at 2-8°C for up to 2 weeks. For long term storage store at -20°C in small aliquots to prevent freeze-thaw cycles.
Note	For research use only
Isotype	Mouse IgG1
Clonality	Monoclonal
MW	48kDa
Entrez	5609
Dilution Range	IHC: 1/200 - 1/1000; ICC: 1/200 - 1/1000; RCM: 1/200 - 1/400; ELISA: 1/10000
Expiration Date	12 months from date of receipt.



IHC-P of muscle tissues using MAP2K7 ant...



Immunohistochemical analysis of formalin...



Confocal immunofluorescence analysis of ...