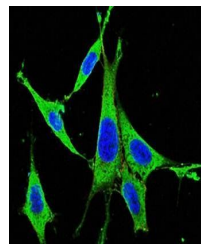


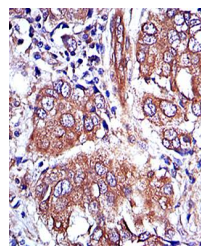
Product Datasheet

MAPK3 Antibody (orb97367)

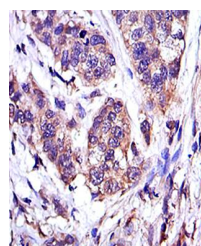
Description	Mouse monoclonal antibody to MAPK3
Species/Host	Mouse
Reactivity	Human, Monkey, Mouse, Rat
Conjugation	Unconjugated
Tested Applications	ELISA, FC, ICC, IHC, WB
Immunogen	Purified recombinant fragment of human MAPK3 expressed in E. Coli.
Preservatives	Ascitic fluid containing 0.03% sodium azide.
Concentration	1mg/ml
Storage	4°C; -20°C for long term storage. Avoid freeze/thaw cycles.
Note	For research use only
Isotype	Mouse IgG1
Clonality	Monoclonal
MW	44kDa
Entrez	5595
Dilution Range	WB: 1/500 - 1/2000; IHC: 1/200 - 1/1000; ICC: 1/200 - 1/1000; RCM: 1/200 - 1/400; ELISA: 1/10000
Expiration Date	12 months from date of receipt.



Confocal immunofluorescence analysis of ...



Immunohistochemical analysis of formalin...



IHC-P of bladder cancer tissues using MA...