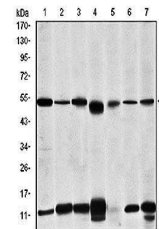


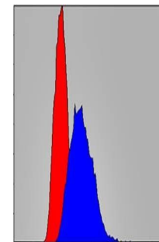
Product Datasheet

IRAK4 Antibody (orb97354)

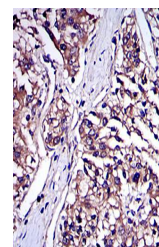
Description	Mouse monoclonal antibody to IRAK4
Species/Host	Mouse
Reactivity	Human, Monkey, Mouse
Conjugation	Unconjugated
Tested Applications	ELISA, FC, IHC, WB
Immunogen	Purified recombinant fragment of human IRAK4 expressed in E. Coli.
Preservatives	Ascitic fluid containing 0.03% sodium azide.
Concentration	1mg/ml
Storage	4°C; -20°C for long term storage. Avoid freeze/thaw cycles.
Note	For research use only
Isotype	Mouse IgG1
Clonality	Monoclonal
MW	52kDa
Entrez	51135
Dilution Range	WB: 1/500 - 1/2000; IHC: 1/200 - 1/1000; RCM: 1/200 - 1/400; ELISA: 1/10000
Expiration Date	12 months from date of receipt.



Western blot analysis of THP-1 (Lane1), ...



Flow cytometric analysis of HeLa cells u...



IHC-P of human kidney cancer tissues usi...