

---

## Product Datasheet

### Cytochrome P450 Reductase/POR Antibody (orb97078)

**Description**

Cytochrome P450 Reductase/POR Antibody

**Species/Host**

Rabbit

**Reactivity**

Human, Mouse, Rat

**Conjugation**

Unconjugated

**Tested Applications**

FC, ICC, IHC, WB

**Immunogen**

A synthetic peptide corresponding to a sequence at the C-terminus of human POR (659-677aa DYIKKLMTKGRYSLDVWS), different from the related rat and mouse sequences by one amino acid.

**Form/Appearance**

Lyophilized

**Concentration**

Adding 0.2 ml of distilled water will yield a concentration of 500 µg/ml.

**Storage**

Store at -20°C for one year from date of receipt. After reconstitution, at 4°C for one month. It can also be aliquotted and stored frozen at -20°C for six months. Avoid repeated freeze-thaw cycles.

**Note**

For research use only

**Application notes**

Tested Species: In-house tested species with positive results. Predicted Species: Species predicted to be fit for the product based on sequence similarities. By Heat: Boiling the paraffin sections in 10mM citrate buffer, pH6.0, for 20mins is required for the staining of formalin/paraffin sections. Other applications have not been tested. Optimal dilutions should be determined by end users. . Add 0.2ml of distilled water will yield a concentration of 500ug/ml.

**Isotype**

Rabbit IgG

**Clonality**

Polyclonal

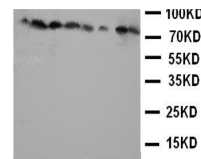
**MW**

76690 MW

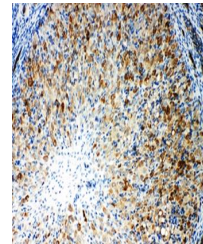
**Uniprot ID**
**P16435**
**Expiration Date**

12 months from date of receipt.

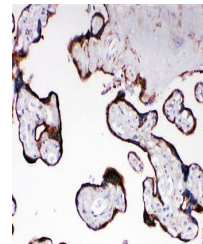
1 2 3 4 5 6 7 8 — 250KD



Western blot analysis of Lane 1: Rat Ova...



Immunohistochemical analysis of formalin...



Immunohistochemical analysis of formalin...