
Product Datasheet

TRIF/TICAM1 Antibody (orb97028)

Description

TRIF/TICAM1 Antibody

Species/Host

Rabbit

Reactivity

Human

Conjugation

Unconjugated

Tested Applications

IHC, WB

Immunogen

A synthetic peptide corresponding to a sequence at the C-terminus of human TRIF (692-712aa NNHMWNQRGSQAPEDKTQEA).

Form/Appearance

Lyophilized

Concentration

Adding 0.2 ml of distilled water will yield a concentration of 500 µg/ml.

Storage

Store at -20°C for one year from date of receipt. After reconstitution, at 4°C for one month. It can also be aliquotted and stored frozen at -20°C for six months. Avoid repeated freeze-thaw cycles.

Note

For research use only

Application notes

WB: The detection limit for TICAM1 is approximately 0.5ng/lane under reducing conditions. Tested Species: In-house tested species with positive results. Predicted Species: Species predicted to be fit for the product based on sequence similarities. By Heat: Boiling the paraffin sections in 10mM citrate buffer, pH6.0, for 20mins is required for the staining of formalin/paraffin sections. Other applications have not been tested. Optimal dilutions should be determined by end users. . Add 0.2ml of distilled water will yield a concentration of 500ug/ml.

Isotype

Rabbit IgG

Clonality

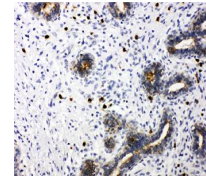
Polyclonal

MW

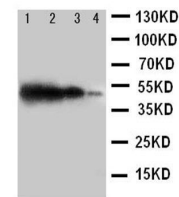
76422 MW

Uniprot ID
[Q8IUC6](#)
Expiration Date

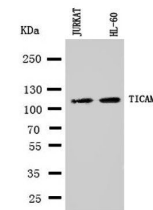
12 months from date of receipt.



Immunohistochemical analysis of formalin...



Western blot analysis of Lane 1: Recombi...



Western blot analysis of Lane 1: JURKAT ...