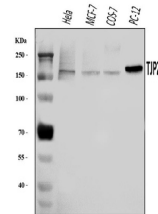


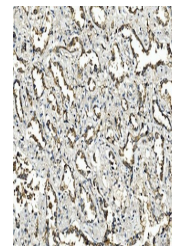
Product Datasheet

TJP2/ZO2 Antibody (orb865735)

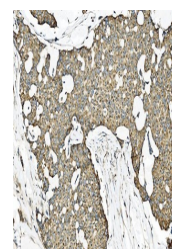
Description	TJP2/ZO2 Antibody
Species/Host	Rabbit
Reactivity	Human, Monkey, Rat
Conjugation	Unconjugated
Tested Applications	ICC, IF, IHC, WB
Immunogen	A synthetic peptide corresponding to a sequence of human TJP2/ZO2 (KVKIFEKMDHKARLQRMQELQEAQNARIEIAQKH).
Form/Appearance	Lyophilized
Concentration	Adding 0.2 ml of distilled water will yield a concentration of 500 µg/ml.
Storage	Maintain refrigerated at 2-8°C for up to 2 weeks. For long term storage store at -20°C in small aliquots to prevent freeze-thaw cycles.
Note	For research use only
Application notes	Tested Species: In-house tested species with positive results. Other applications have not been tested. Optimal dilutions should be determined by end users. Adding 0.2 ml of distilled water will yield a concentration of 500 µg/ml.
Isotype	Rabbit IgG
Clonality	Polyclonal
MW	150-170 kDa
Uniprot ID	Q9UDY2
Expiration Date	12 months from date of receipt.



Western blot analysis of TJP2/ZO2 using ...



IHC analysis of TJP2/ZO2 using anti-TJP2...



IHC analysis of TJP2/ZO2 using anti-TJP2...