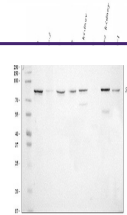

Product Datasheet

Semaphorin 3B/SEMA3B Antibody (monoclonal, 9C4F7) (orb865672)

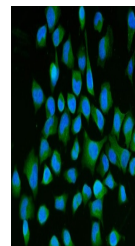
Description

Semaphorin 3B/SEMA3B Antibody (monoclonal,

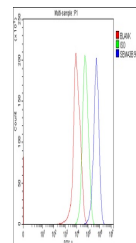
Species/Host	Mouse
Reactivity	Human, Mouse, Rat
Conjugation	Unconjugated
Tested Applications	FC, ICC, IF, WB
Immunogen	E.coli-derived human Semaphorin 3B/SEMA3B recombinant protein (Position: Y55-R624).
Form/Appearance	Lyophilized
Concentration	Adding 0.2 ml of distilled water will yield a concentration of 500 µg/ml.
Storage	Maintain refrigerated at 2-8°C for up to 2 weeks. For long term storage store at -20°C in small aliquots to prevent freeze-thaw cycles.
Note	For research use only
Application notes	Tested Species: In-house tested species with positive results. Other applications have not been tested. Optimal dilutions should be determined by end users. Adding 0.2 ml of distilled water will yield a concentration of 500 µg/ml.
Isotype	Mouse IgG2b
Clonality	Monoclonal
MW	83 kDa
Uniprot ID	Q13214
Expiration Date	12 months from date of receipt.



Western blot analysis of Semaphorin 3B/S...



IF analysis of Semaphorin 3B/SEMA3B usin...



Flow Cytometry analysis of HepG2 cells u...