biorbyt
Explore. Bioreagents.

www.biorbyt.com

Product Datasheet

PC4/SUB1 Antibody (orb865652)

Description	PC4/SUB1 Antibody
Species/Host	Rabbit
Reactivity	Human, Mouse, Rat
Conjugation	Unconjugated
Tested Applications	ELISA, IF, IHC, WB
Immunogen	E.coli-derived human PC4/SUB1 recombinant protein (Position: N62-L127).
Form/Appearance	Lyophilized
Concentration	Adding 0.2 ml of distilled water will yield a concentration of 500 µg/ml.
Storage	Maintain refrigerated at 2-8°C for up to 2 weeks. For long term storage store at -20°C in small aliquots to prevent freeze-thaw cycles.
Note	For research use only
Application notes	Tested Species: In-house tested species with positive results. Other applications have not been tested. Optimal dilutions should be determined by end users. Adding 0.2 ml of distilled water will yield a concentration of 500 µg/ml.
Isotype	Rabbit IgG
Clonality	Polyclonal
MW	19 kDa
Uniprot ID	**P53999**
Expiration Date	12 months from date of receipt.

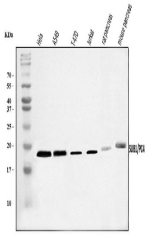

Western blot analysis of PC4/SUB1 using ...

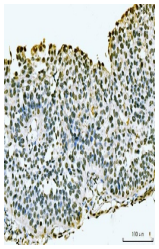

IHC analysis of PC4/SUB1 using anti-PC4/...

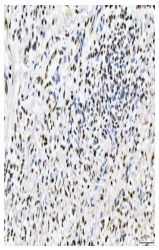

IHC analysis of PC4/SUB1 using anti-PC4/...

Biorbyt Ltd.
7 Signet Court, Swann's Road, Cambridge, CB5 8LA, United Kingdom
Email: **info@biorbyt.com** | Phone: **+44 (0) 1223 859-353** | Fax: +44 (0)1223 280 240

Biorbyt LLC.
68 TW Alexander Drive
Research Triangle Park
Durham, North Carolina
27709. United States
Email: **info@biorbyt.com** | Phone: **+1 (415) 906-5211** | Fax: +1 (415) 651-8558