
Product Datasheet

**ITCH/AIP4 Antibody (monoclonal, 5E12)
(orb865595)**

Description

ITCH/AIP4 Antibody (monoclonal, 5E12)

Species/Host

Mouse

Reactivity

Human, Mouse, Rat

Conjugation

Unconjugated

Tested Applications

FC, IHC, WB

Immunogen

E.coli-derived human ITCH/AIP4 recombinant protein (Position: K17-E358).

Form/Appearance

Lyophilized

Concentration

Adding 0.2 ml of distilled water will yield a concentration of 500 µg/ml.

Storage

Maintain refrigerated at 2-8°C for up to 2 weeks. For long term storage store at -20°C in small aliquots to prevent freeze-thaw cycles.

Note

For research use only

Application notes

Tested Species: In-house tested species with positive results. Other applications have not been tested. Optimal dilutions should be determined by end users. Adding 0.2 ml of distilled water will yield a concentration of 500 µg/ml.

Isotype

Mouse IgG2b

Clonality

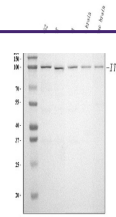
Monoclonal

MW

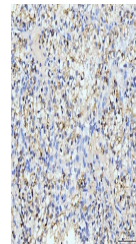
103 kDa

Uniprot ID
[Q96J02](#)
Expiration Date

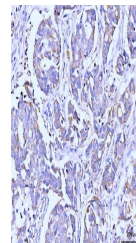
12 months from date of receipt.



Western blot analysis of ITCH/AIP4 using...



IHC analysis of ITCH/AIP4 using anti-ITCH...



IHC analysis of ITCH/AIP4 using anti-ITCH...