
Product Datasheet

Cytokeratin 5 Antibody (monoclonal, 5D3F7) (orb865590)

Description

Cytokeratin 5 Antibody (monoclonal, 5D3F7)

Species/Host

Mouse

Reactivity

Human

Conjugation

Unconjugated

Tested Applications

FC, ICC, IF, IHC, WB

Immunogen

A synthetic peptide corresponding to a sequence in the middle region of human Cytokeratin 5 (286-317aa KVELEAKVDALMDEINFMKMFDAELSQMQTH), different from the related mouse sequence by one amino acid, and identical to the related rat sequence.

Form/Appearance

Lyophilized

Concentration

Adding 0.2 ml of distilled water will yield a concentration of 500 µg/ml.

Storage

Maintain refrigerated at 2-8°C for up to 2 weeks. For long term storage store at -20°C in small aliquots to prevent freeze-thaw cycles.

Note

For research use only

Application notes

Tested Species: In-house tested species with positive results. Other applications have not been tested. Optimal dilutions should be determined by end users. Adding 0.2 ml of distilled water will yield a concentration of 500 µg/ml.

Isotype

Mouse IgG2b

Clonality

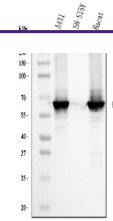
Monoclonal

MW

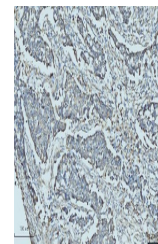
62 kDa

Uniprot ID
[P13647](#)
Expiration Date

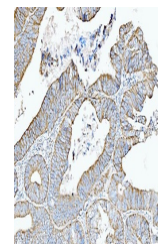
12 months from date of receipt.



Western blot analysis of Cytokeratin 5 U...



IHC analysis of Cytokeratin 5 using anti...



IHC analysis of Cytokeratin 5 using anti...