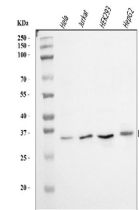


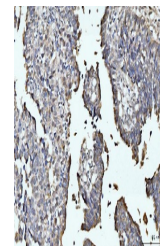
Product Datasheet

RRP4/EXOSC2 Antibody (orb865509)

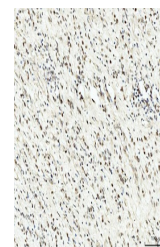
Description	RRP4/EXOSC2 Antibody
Species/Host	Rabbit
Reactivity	Human
Conjugation	Unconjugated
Tested Applications	ELISA, FC, IHC, WB
Immunogen	E.coli-derived human RRP4/EXOSC2 recombinant protein (Position: R62-G293).
Form/Appearance	Lyophilized
Concentration	Adding 0.2 ml of distilled water will yield a concentration of 500 µg/ml.
Storage	Maintain refrigerated at 2-8°C for up to 2 weeks. For long term storage store at -20°C in small aliquots to prevent freeze-thaw cycles.
Note	For research use only
Application notes	Tested Species: In-house tested species with positive results. Other applications have not been tested. Optimal dilutions should be determined by end users. Adding 0.2 ml of distilled water will yield a concentration of 500 µg/ml.
Isotype	Rabbit IgG
Clonality	Polyclonal
MW	33 kDa
Uniprot ID	Q13868
Expiration Date	12 months from date of receipt.



Western blot analysis of RRP4/EXOSC2 using anti-R...



IHC analysis of RRP4/EXOSC2 using anti-R...



IHC analysis of RRP4/EXOSC2 using anti-R...