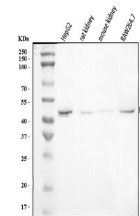


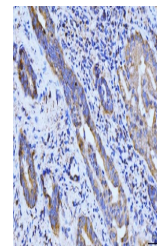
Product Datasheet

BCKDK Antibody (orb865487)

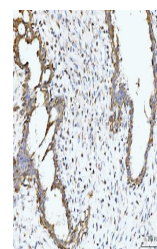
Description	BCKDK Antibody
Species/Host	Rabbit
Reactivity	Human, Mouse, Rat
Conjugation	Unconjugated
Tested Applications	ELISA, FC, ICC, IF, IHC, WB
Immunogen	E.coli-derived human BCKDK recombinant protein (Position: D36-R316).
Form/Appearance	Lyophilized
Concentration	Adding 0.2 ml of distilled water will yield a concentration of 500 µg/ml.
Storage	Maintain refrigerated at 2-8°C for up to 2 weeks. For long term storage store at -20°C in small aliquots to prevent freeze-thaw cycles.
Note	For research use only
Application notes	Tested Species: In-house tested species with positive results. Other applications have not been tested. Optimal dilutions should be determined by end users. Adding 0.2 ml of distilled water will yield a concentration of 500 µg/ml.
Isotype	Rabbit IgG
Clonality	Polyclonal
MW	46 kDa
Uniprot ID	014874
Expiration Date	12 months from date of receipt.



Western blot analysis of BCKDK using antibody.



IHC analysis of BCKDK using anti-BCKDK antibody.



IHC analysis of BCKDK using anti-BCKDK antibody.