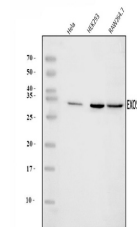


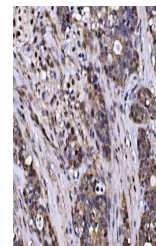
Product Datasheet

EXOSC3 Antibody (orb865391)

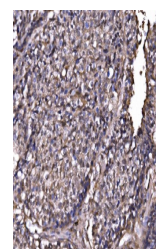
Description	EXOSC3 Antibody
Species/Host	Rabbit
Reactivity	Human, Mouse
Conjugation	Unconjugated
Tested Applications	ELISA, FC, ICC, IF, IHC, WB
Immunogen	E.coli-derived human EXOSC3 recombinant protein (Position: R64-S275).
Form/Appearance	Lyophilized
Concentration	Adding 0.2 ml of distilled water will yield a concentration of 500 µg/ml.
Storage	Maintain refrigerated at 2-8°C for up to 2 weeks. For long term storage store at -20°C in small aliquots to prevent freeze-thaw cycles.
Note	For research use only
Application notes	Tested Species: In-house tested species with positive results. Other applications have not been tested. Optimal dilutions should be determined by end users. Adding 0.2 ml of distilled water will yield a concentration of 500 µg/ml.
Isotype	Rabbit IgG
Clonality	Polyclonal
MW	30 kDa
Uniprot ID	Q9NQT5
Expiration Date	12 months from date of receipt.



Western blot analysis of EXOSC3 using an...



IHC analysis of EXOSC3 using anti-EXOSC3...



IHC analysis of EXOSC3 using anti-EXOSC3...