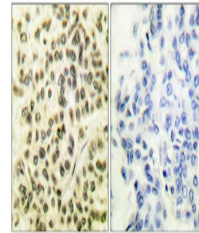


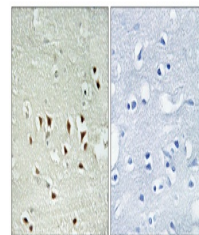
Product Datasheet

MAPKAPK-2 (phospho-Thr334) antibody (orb770878)

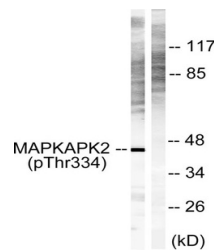
Description	Rabbit polyclonal antibody to MAPKAPK-2 (phospho-Thr334)
Species/Host	Rabbit
Reactivity	Human, Mouse, Rat
Conjugation	Unconjugated
Tested Applications	ELISA, IHC-P, WB
Immunogen	The antiserum was produced against synthesized peptide derived from human MAPKAPK2 around the phosphorylation site of Thr334. AA range:300-349
Preservatives	PBS with 0.02% sodium azide and 50% glycerol pH 7.4.
Concentration	1 mg/ml
Storage	Maintain refrigerated at 2-8°C for up to 2 weeks. For long term storage store at -20°C in small aliquots to prevent freeze-thaw cycles.
Note	For research use only
Isotype	IgG
Clonality	Polyclonal
MW	49
Expiration Date	12 months from date of receipt.



Immunohistochemical analysis of paraffin...



Immunohistochemistry analysis of paraffi...



Western blot analysis of lysates from NI...