

Product Datasheet

MSK2 (phospho-Thr568) antibody (orb770799)

Description Rabbit polyclonal antibody to MSK2 (phospho-Thr568)

Species/Host Rabbit

Reactivity Human, Mouse

Conjugation Unconjugated

Tested Applications ELISA, IHC-P, WB

Immunogen The antiserum was produced against synthesized peptide derived from human MSK2 around the phosphorylation site of Thr568. AA range:531-580

Preservatives PBS with 0.02% sodium azide and 50% glycerol pH 7.4.

Concentration 1 mg/ml

Storage Maintain refrigerated at 2-8°C for up to 2 weeks. For long term storage store at -20°C in small aliquots to prevent freeze-thaw cycles.


Note For research use only

Isotype IgG

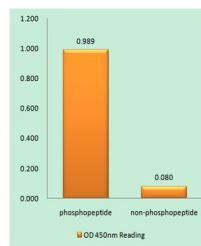
Clonality Polyclonal

MW 95

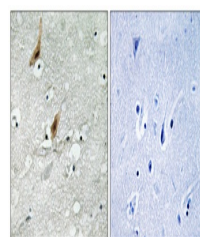
Expiration Date 12 months from date of receipt.



Western Blot analysis of 293 cells using...



Enzyme-Linked Immunosorbent Assay (Phosp...



Immunohistochemistry analysis of paraffi...