

Product Datasheet

FADD (phospho-Ser194) antibody (orb770750)

Description Rabbit polyclonal antibody to FADD (phospho-Ser194)

Species/Host Rabbit

Reactivity Human, Mouse

Conjugation Unconjugated

Tested Applications ELISA, IHC-P, WB

Immunogen The antiserum was produced against synthesized peptide derived from human FADD around the phosphorylation site of Ser194. AA range:159-208

Preservatives PBS with 0.02% sodium azide and 50% glycerol pH 7.4.

Concentration 1 mg/ml

Storage Maintain refrigerated at 2-8°C for up to 2 weeks. For long term storage store at -20°C in small aliquots to prevent freeze-thaw cycles.

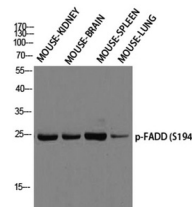
Note For research use only

Isotype IgG

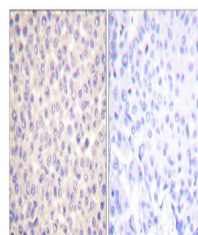
Clonality Polyclonal

MW 28

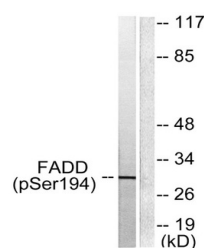
Expiration Date 12 months from date of receipt.



Western blot analysis of MOUSE-KIDNEY MO...



Immunohistochemistry analysis of paraffi...



Western blot analysis of lysates from He...