

Product Datasheet

PRAK (phospho-Thr182) antibody (orb770692)

Description Rabbit polyclonal antibody to PRAK (phospho-Thr182)

Species/Host Rabbit

Reactivity Human, Mouse

Conjugation Unconjugated

Tested Applications ELISA, IHC-P, WB

Immunogen The antiserum was produced against synthesized peptide derived from human MAPKAPK5 around the phosphorylation site of Thr182. AA range:148-197

Preservatives PBS with 0.02% sodium azide and 50% glycerol pH 7.4.

Concentration 1 mg/ml

Storage Maintain refrigerated at 2-8°C for up to 2 weeks. For long term storage store at -20°C in small aliquots to prevent freeze-thaw cycles.

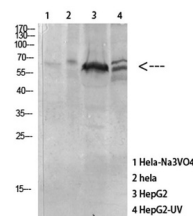
Note For research use only

Isotype IgG

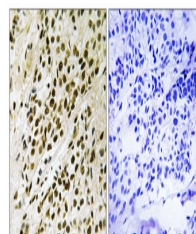
Clonality Polyclonal

MW 60

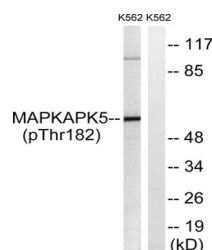
Expiration Date 12 months from date of receipt.



Western Blot analysis of various cells u...



Immunohistochemistry analysis of paraffi...



Western blot analysis of lysates from K5...