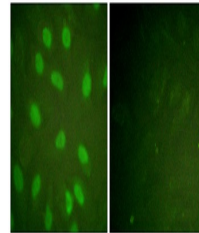


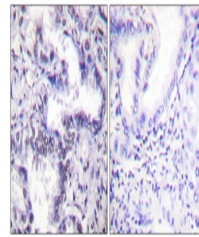
Product Datasheet

Ku-80 (phospho-Thr714) antibody (orb770395)


Description	Rabbit polyclonal antibody to Ku-80 (phospho-Thr714)
Species/Host	Rabbit
Reactivity	Human, Monkey
Conjugation	Unconjugated
Tested Applications	ELISA, IF, IHC-P, WB
Immunogen	The antiserum was produced against synthesized peptide derived from human Ku80 around the phosphorylation site of Thr714. AA range:683-732
Preservatives	PBS with 0.02% sodium azide and 50% glycerol pH 7.4.
Concentration	1 mg/ml
Storage	Maintain refrigerated at 2-8°C for up to 2 weeks. For long term storage store at -20°C in small aliquots to prevent freeze-thaw cycles.
Note	For research use only
Isotype	IgG
Clonality	Polyclonal
MW	83
Expiration Date	12 months from date of receipt.



Immunofluorescence analysis of HeLa cell...



Immunohistochemistry analysis of paraffi...



Western blot analysis of lysates from CO...