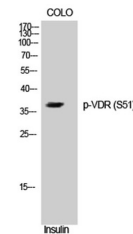



Product Datasheet

VDR (phospho-Ser51) antibody (orb770368)


Description	Rabbit polyclonal antibody to VDR (phospho-Ser51)
Species/Host	Rabbit
Reactivity	Human, Mouse, Rat
Conjugation	Unconjugated
Tested Applications	ELISA, IHC-P, WB
Immunogen	The antiserum was produced against synthesized peptide derived from human Vitamin D3 Receptor around the phosphorylation site of Ser51. AA range:16-65
Preservatives	PBS with 0.02% sodium azide and 50% glycerol pH 7.4.
Concentration	1 mg/ml
Storage	Maintain refrigerated at 2-8°C for up to 2 weeks. For long term storage store at -20°C in small aliquots to prevent freeze-thaw cycles.
Note	For research use only
Isotype	IgG
Clonality	Polyclonal
MW	38
Expiration Date	12 months from date of receipt.



Western Blot analysis of COLO cells usin...



Western blot analysis of lysates from CO...



Immunohistochemical analysis of paraffin...