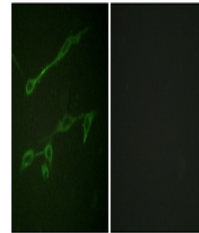


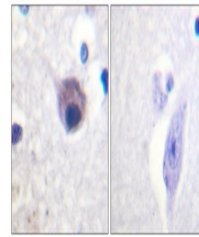
Product Datasheet

Vav2 (phospho-Tyr142) antibody (orb770364)

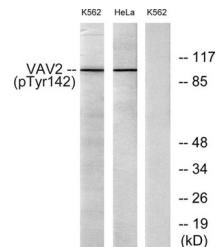
Description	Rabbit polyclonal antibody to Vav2 (phospho-Tyr142)
Species/Host	Rabbit
Reactivity	Human, Mouse
Conjugation	Unconjugated
Tested Applications	ELISA, IF, IHC-P, WB
Immunogen	The antiserum was produced against synthesized peptide derived from human VAV2 around the phosphorylation site of Tyr142. AA range:108-157
Preservatives	PBS with 0.02% sodium azide and 50% glycerol pH 7.4.
Concentration	1 mg/ml
Storage	Maintain refrigerated at 2-8°C for up to 2 weeks. For long term storage store at -20°C in small aliquots to prevent freeze-thaw cycles.
Note	For research use only
Isotype	IgG
Clonality	Polyclonal
MW	101
Expiration Date	12 months from date of receipt.



Immunofluorescence analysis of NIH/3T3 c...



Immunohistochemistry analysis of paraffi...



Western blot analysis of lysates from He...