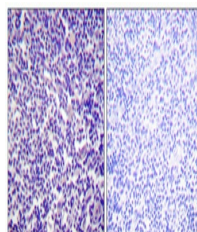


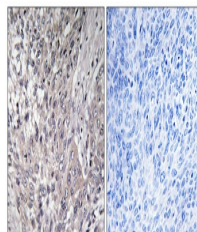
Product Datasheet

VASP (phospho-Ser157) antibody (orb770356)

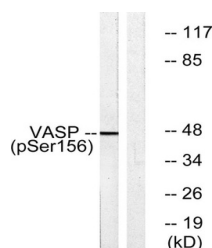
| | |
|----------------------------|---|
| Description | Rabbit polyclonal antibody to VASP (phospho-Ser157) |
| Species/Host | Rabbit |
| Reactivity | Human, Mouse, Rat |
| Conjugation | Unconjugated |
| Tested Applications | ELISA, IHC-P, WB |
| Immunogen | Synthesized phospho-peptide around the phosphorylation site of human VASP (phospho Ser157) |
| Preservatives | PBS with 0.02% sodium azide and 50% glycerol pH 7.4. |
| Concentration | 1 mg/ml |
| Storage | Maintain refrigerated at 2-8°C for up to 2 weeks. For long term storage store at -20°C in small aliquots to prevent freeze-thaw cycles. |
| Note | For research use only |
| Isotype | IgG |
| Clonality | Polyclonal |
| MW | 39 46 |
| Expiration Date | 12 months from date of receipt. |



Immunohistochemical analysis of paraffin...



Immunohistochemistry analysis of paraffi...



Western blot analysis of VASP (Phospho-S...