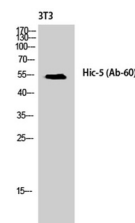


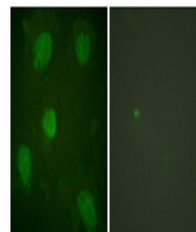
Product Datasheet

Hic-5 antibody (orb770252)

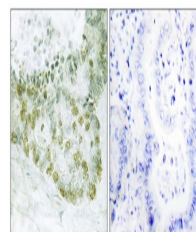
Description	Rabbit polyclonal antibody to Hic-5
Species/Host	Rabbit
Reactivity	Human, Mouse, Rat
Conjugation	Unconjugated
Tested Applications	ELISA, IF, IHC-P, WB
Immunogen	The antiserum was produced against synthesized peptide derived from human Hic-5. AA range:31-80
Preservatives	PBS with 0.02% sodium azide and 50% glycerol pH 7.4.
Concentration	1 mg/ml
Storage	Store at -20°C. Avoid repeated freeze-thaw cycles.
Note	For research use only
Isotype	IgG
Clonality	Polyclonal
Expiration Date	12 months from date of receipt.



Western Blot analysis of NIH-3T3 cells u...



Immunofluorescence analysis of HeLa cell...



Immunohistochemistry analysis of paraffi...