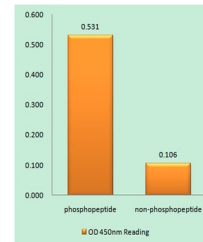


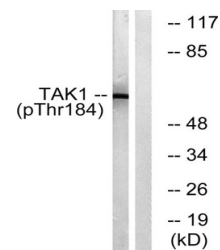
Product Datasheet

Tak1 (phospho-Thr184) antibody (orb770212)

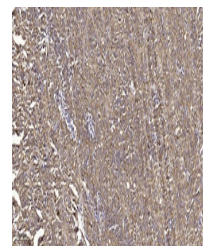
Description	Rabbit polyclonal antibody to Tak1 (phospho-Thr184)
Species/Host	Rabbit
Reactivity	Human, Mouse, Rat
Conjugation	Unconjugated
Tested Applications	ELISA, IHC-P, WB
Immunogen	The antiserum was produced against synthesized peptide derived from human TAK1 around the phosphorylation site of Thr184. AA range:161-210
Preservatives	PBS with 0.02% sodium azide and 50% glycerol pH 7.4.
Concentration	1 mg/ml
Storage	Maintain refrigerated at 2-8°C for up to 2 weeks. For long term storage store at -20°C in small aliquots to prevent freeze-thaw cycles.
Note	For research use only
Isotype	IgG
Clonality	Polyclonal
MW	65
Expiration Date	12 months from date of receipt.



Enzyme-Linked Immunosorbent Assay (Phosp...



Western blot analysis of lysates from He...



Immunohistochemical analysis of paraffin...