

Product Datasheet

p47-phox (phospho-Ser345) antibody (orb770096)

Description Rabbit polyclonal antibody to p47-phox (phospho-Ser345)

Species/Host Rabbit

Reactivity Human

Conjugation Unconjugated

Tested Applications ELISA, IHC-P, WB

Immunogen The antiserum was produced against synthesized peptide derived from human p47 phox around the phosphorylation site of Ser345. AA range:311-360

Preservatives PBS with 0.02% sodium azide and 50% glycerol pH 7.4.

Concentration 1 mg/ml

Storage Maintain refrigerated at 2-8°C for up to 2 weeks. For long term storage store at -20°C in small aliquots to prevent freeze-thaw cycles.


Note For research use only

Isotype IgG


Clonality Polyclonal

MW 45

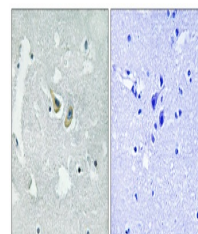
Expiration Date 12 months from date of receipt.



Western Blot analysis of Jurkat cells us...



Western blot analysis of 3T3 lysis using...



Immunohistochemistry analysis of paraffi...