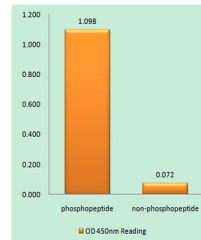


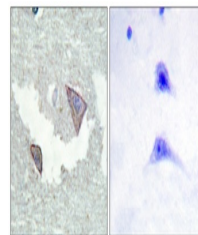
Product Datasheet

PDGFR-alpha (phospho-Tyr754) antibody (orb769408)


Description	Rabbit polyclonal antibody to PDGFR-alpha (phospho-Tyr754)
Species/Host	Rabbit
Reactivity	Human, Mouse, Rat
Conjugation	Unconjugated
Tested Applications	ELISA, IHC-P, WB
Immunogen	The antiserum was produced against synthesized peptide derived from human PDGFR alpha around the phosphorylation site of Tyr754. AA range:721-770
Preservatives	PBS with 0.02% sodium azide and 50% glycerol pH 7.4.
Concentration	1 mg/ml
Storage	Maintain refrigerated at 2-8°C for up to 2 weeks. For long term storage store at -20°C in small aliquots to prevent freeze-thaw cycles.
Note	For research use only
Isotype	IgG
Clonality	Polyclonal
MW	122
Expiration Date	12 months from date of receipt.



Enzyme-Linked Immunosorbent Assay (Phosp...



Immunohistochemistry analysis of paraffi...



Western blot analysis of PDGFR alpha (Ph...