

Product Datasheet

PDGFR-alpha (phospho-Tyr849) antibody (orb769406)

Description Rabbit polyclonal antibody to PDGFR-alpha (phospho-Tyr849)

Species/Host Rabbit

Reactivity Human, Mouse, Rat

Conjugation Unconjugated

Tested Applications ELISA, IHC-P, WB

Immunogen The antiserum was produced against synthesized peptide derived from human PDGFRa around the phosphorylation site of Tyr849. AA range:816-865

Preservatives PBS with 0.02% sodium azide and 50% glycerol pH 7.4.

Concentration 1 mg/ml

Storage Maintain refrigerated at 2-8°C for up to 2 weeks. For long term storage store at -20°C in small aliquots to prevent freeze-thaw cycles.


Note For research use only

Isotype IgG

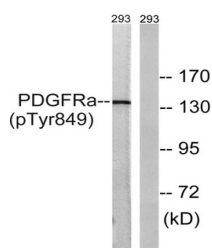
Clonality Polyclonal

MW 140

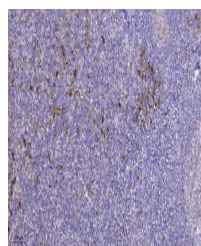
Expiration Date 12 months from date of receipt.



Western Blot analysis of 293 cells using...



Western blot analysis of lysates from 29...



Immunohistochemical analysis of paraffin...