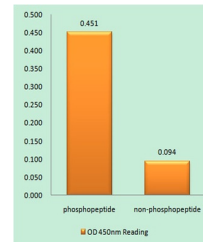


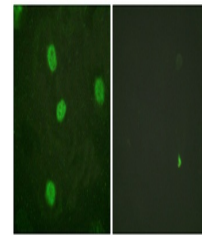
Product Datasheet

B-Myb (phospho-Ser577) antibody (orb769177)


Description	Rabbit polyclonal antibody to B-Myb (phospho-Ser577)
Species/Host	Rabbit
Reactivity	Human, Mouse, Rat
Conjugation	Unconjugated
Tested Applications	ELISA, IF, WB
Immunogen	The antiserum was produced against synthesized peptide derived from human B-Myb around the phosphorylation site of Ser577/581. AA range:551-600
Preservatives	PBS with 0.02% sodium azide and 50% glycerol pH 7.4.
Concentration	1 mg/ml
Storage	Maintain refrigerated at 2-8°C for up to 2 weeks. For long term storage store at -20°C in small aliquots to prevent freeze-thaw cycles.
Note	For research use only
Isotype	IgG
Clonality	Polyclonal
MW	80
Expiration Date	12 months from date of receipt.



Enzyme-Linked Immunosorbent Assay (Phosp...



Immunofluorescence analysis of HeLa cell...



Western blot analysis of lysates from K5...