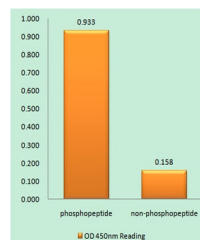


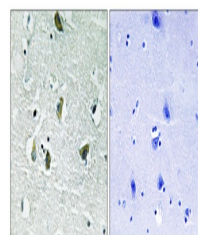
Product Datasheet

JAK2 (phospho-Tyr931) antibody (orb768846)

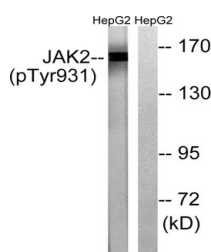
Description	Rabbit polyclonal antibody to JAK2 (phospho-Tyr931)
Species/Host	Rabbit
Reactivity	Human, Mouse, Rat
Conjugation	Unconjugated
Tested Applications	ELISA, IHC-P, WB
Immunogen	The antiserum was produced against synthesized peptide derived from human JAK2 around the phosphorylation site of Tyr931. AA range:906-955
Preservatives	PBS with 0.02% sodium azide and 50% glycerol pH 7.4.
Concentration	1 mg/ml
Storage	Store at -20°C. Avoid repeated freeze-thaw cycles.
Note	For research use only
Isotype	IgG
Clonality	Polyclonal
MW	160
Expiration Date	12 months from date of receipt.



Enzyme-Linked Immunosorbent Assay (Phosp...



Immunohistochemistry analysis of paraffi...



Western blot analysis of lysates from He...