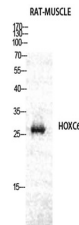


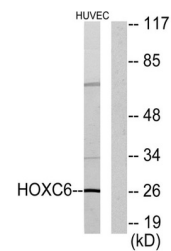
Product Datasheet

Hox-C6 antibody (orb768639)

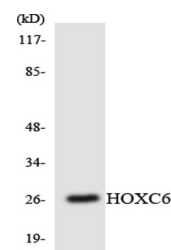
Description	Rabbit polyclonal antibody to Hox-C6
Species/Host	Rabbit
Reactivity	Human, Mouse
Conjugation	Unconjugated
Tested Applications	ELISA, IF, IHC-P, WB
Immunogen	The antiserum was produced against synthesized peptide derived from human HOXC6. AA range:186-235
Preservatives	PBS with 0.02% sodium azide and 50% glycerol pH 7.4.
Concentration	1 mg/ml
Storage	Maintain refrigerated at 2-8°C for up to 2 weeks. For long term storage store at -20°C in small aliquots to prevent freeze-thaw cycles.
Note	For research use only
Isotype	IgG
Clonality	Polyclonal
MW	26
Expiration Date	12 months from date of receipt.



Western Blot analysis of RAT-MUSCLE cell...



Western blot analysis of lysates from HU...



Western blot analysis of the lysates fro...