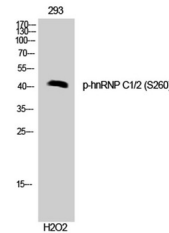


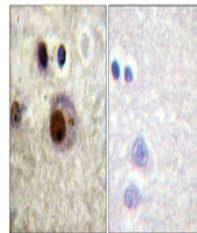
Product Datasheet

hnRNP C1/2 (phospho-Ser260) antibody (orb768629)

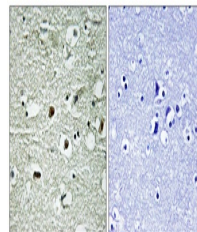
Description	Rabbit polyclonal antibody to hnRNP C1/2 (phospho-Ser260)
Species/Host	Rabbit
Reactivity	Human, Mouse, Rat
Conjugation	Unconjugated
Tested Applications	ELISA, IHC-P, WB
Immunogen	The antiserum was produced against synthesized peptide derived from human hnRNP C1/2 around the phosphorylation site of Ser260. AA range:231-280
Preservatives	PBS with 0.02% sodium azide and 50% glycerol pH 7.4.
Concentration	1 mg/ml
Storage	Maintain refrigerated at 2-8°C for up to 2 weeks. For long term storage store at -20°C in small aliquots to prevent freeze-thaw cycles.
Note	For research use only
Isotype	IgG
Clonality	Polyclonal
MW	41
Expiration Date	12 months from date of receipt.



Western Blot analysis of 293 cells using...



Immunohistochemical analysis of paraffin...



Immunohistochemistry analysis of paraffi...