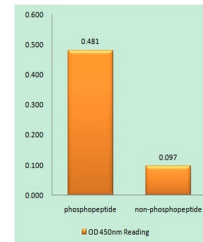


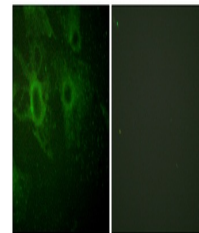
Product Datasheet

Hck (phospho-Tyr410) antibody (orb768596)

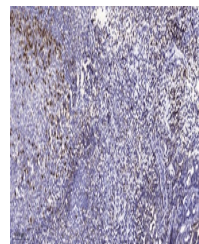
Description	Rabbit polyclonal antibody to Hck (phospho-Tyr410)
Species/Host	Rabbit
Reactivity	Human, Mouse, Rat
Conjugation	Unconjugated
Tested Applications	ELISA, IF, IHC-P
Immunogen	The antiserum was produced against synthesized peptide derived from human HCK around the phosphorylation site of Tyr410. AA range:381-430
Preservatives	PBS with 0.02% sodium azide and 50% glycerol pH 7.4.
Concentration	1 mg/ml
Storage	Maintain refrigerated at 2-8°C for up to 2 weeks. For long term storage store at -20°C in small aliquots to prevent freeze-thaw cycles.
Note	For research use only
Isotype	IgG
Clonality	Polyclonal
Expiration Date	12 months from date of receipt.



Enzyme-Linked Immunosorbent Assay (Phosp...



Immunofluorescence analysis of HeLa cell...



Immunohistochemical analysis of paraffin...