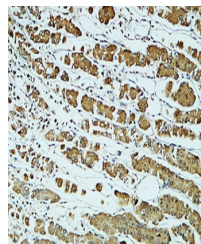


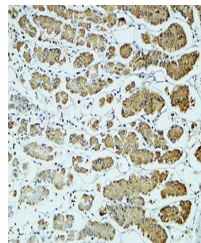
Product Datasheet

CD57 antibody (orb768415)

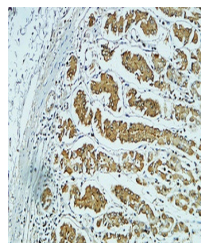
Description	Rabbit polyclonal antibody to CD57
Species/Host	Rabbit
Reactivity	Human, Mouse, Rat
Conjugation	Unconjugated
Tested Applications	ELISA, IHC-P
Immunogen	The antiserum was produced against synthesized peptide derived from human CD57. AA range:35-84
Preservatives	PBS with 0.02% sodium azide and 50% glycerol pH 7.4.
Concentration	1 mg/ml
Storage	Maintain refrigerated at 2-8°C for up to 2 weeks. For long term storage store at -20°C in small aliquots to prevent freeze-thaw cycles.
Note	For research use only
Isotype	IgG
Clonality	Polyclonal
Expiration Date	12 months from date of receipt.



Immunohistochemical analysis of paraffin...



Immunohistochemical analysis of paraffin...



Immunohistochemical analysis of paraffin...