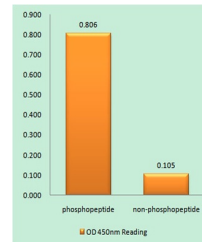


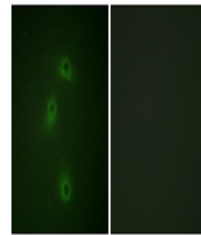
Product Datasheet

DAPK2 (phospho-Ser318) antibody (orb768245)

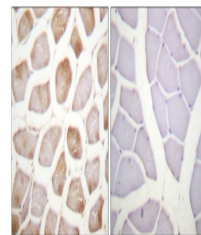
Description	Rabbit polyclonal antibody to DAPK2 (phospho-Ser318)
Species/Host	Rabbit
Reactivity	Human, Mouse, Rat
Conjugation	Unconjugated
Tested Applications	ELISA, IF, IHC-P
Immunogen	The antiserum was produced against synthesized peptide derived from human DAPK2 around the phosphorylation site of Ser318. AA range:284-333
Preservatives	PBS with 0.02% sodium azide and 50% glycerol pH 7.4.
Concentration	1 mg/ml
Storage	Maintain refrigerated at 2-8°C for up to 2 weeks. For long term storage store at -20°C in small aliquots to prevent freeze-thaw cycles.
Note	For research use only
Isotype	IgG
Clonality	Polyclonal
Expiration Date	12 months from date of receipt.



Enzyme-Linked Immunosorbent Assay (Phosp...



Immunofluorescence analysis of COS7 cell...



Immunohistochemistry analysis of paraffi...