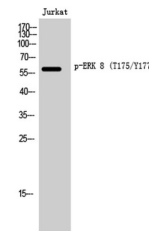


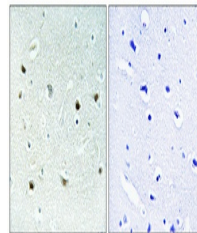
## Product Datasheet

# ERK 8 (phospho-Thr175/Y177) antibody (orb768116)

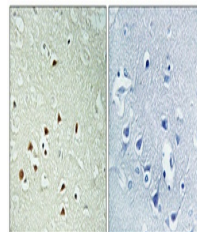
<b>Description</b>	Rabbit polyclonal antibody to ERK 8 (phospho-Thr175/Y177)
<b>Species/Host</b>	Rabbit
<b>Reactivity</b>	Human, Mouse
<b>Conjugation</b>	Unconjugated
<b>Tested Applications</b>	ELISA, IHC-P, WB
<b>Immunogen</b>	The antiserum was produced against synthesized peptide derived from human ERK8 around the phosphorylation site of Thr175 and Tyr177. AA range:141-190
<b>Preservatives</b>	PBS with 0.02% sodium azide and 50% glycerol pH 7.4.
<b>Concentration</b>	1 mg/ml
<b>Storage</b>	Maintain refrigerated at 2-8°C for up to 2 weeks. For long term storage store at -20°C in small aliquots to prevent freeze-thaw cycles.
<b>Note</b>	For research use only
<b>Isotype</b>	IgG
<b>Clonality</b>	Polyclonal
<b>MW</b>	60
<b>Expiration Date</b>	12 months from date of receipt.



Western Blot analysis of Jurkat cells us...



Immunohistochemical analysis of paraffin...



Immunohistochemical analysis of paraffin...