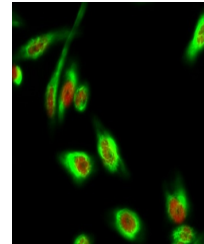



Product Datasheet

DAPK3 (phospho-Thr265) antibody (orb767842)

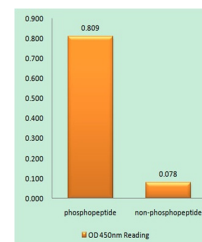
Description	Rabbit polyclonal antibody to DAPK3 (phospho-Thr265)
Species/Host	Rabbit
Reactivity	Human, Mouse, Rat
Conjugation	Unconjugated
Tested Applications	ELISA, IF, IHC-P, WB
Immunogen	The antiserum was produced against synthesized peptide derived from human DAPK3 around the phosphorylation site of Thr265. AA range:241-290
Preservatives	PBS with 0.02% sodium azide and 50% glycerol pH 7.4.
Concentration	1 mg/ml
Storage	Maintain refrigerated at 2-8°C for up to 2 weeks. For long term storage store at -20°C in small aliquots to prevent freeze-thaw cycles.
Note	For research use only
Isotype	IgG
Clonality	Polyclonal
MW	52
Expiration Date	12 months from date of receipt.



Immunofluorescence analysis of HeLa cell...



Western Blot analysis of HuvEc cells usi...



Enzyme-Linked Immunosorbent Assay (Phosp...