


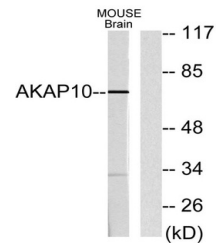
Product Datasheet

AKAP 10 antibody (orb767494)


Description	Rabbit polyclonal antibody to AKAP 10
Species/Host	Rabbit
Reactivity	Human, Mouse, Rat
Conjugation	Unconjugated
Tested Applications	ELISA, IF, IHC-P, WB
Immunogen	The antiserum was produced against synthesized peptide derived from human AKAP10. AA range:10-59
Preservatives	PBS with 0.02% sodium azide and 50% glycerol pH 7.4.
Concentration	1 mg/ml
Storage	Maintain refrigerated at 2-8°C for up to 2 weeks. For long term storage store at -20°C in small aliquots to prevent freeze-thaw cycles.
Note	For research use only
Isotype	IgG
Clonality	Polyclonal
MW	73
Expiration Date	12 months from date of receipt.



Western Blot analysis of mouse cells usi...



Western blot analysis of lysates from mo...



Immunohistochemical analysis of paraffin...