


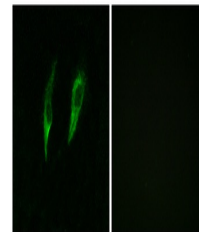
Product Datasheet

IRAK-M antibody (orb767491)

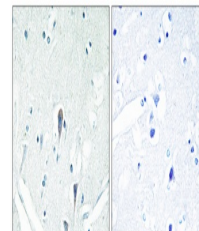
Description	Rabbit polyclonal antibody to IRAK-M
Species/Host	Rabbit
Reactivity	Human
Conjugation	Unconjugated
Tested Applications	ELISA, IF, IHC-P, WB
Immunogen	The antiserum was produced against synthesized peptide derived from human IRAK3. AA range:491-540
Preservatives	PBS with 0.02% sodium azide and 50% glycerol pH 7.4.
Concentration	1 mg/ml
Storage	Maintain refrigerated at 2-8°C for up to 2 weeks. For long term storage store at -20°C in small aliquots to prevent freeze-thaw cycles.
Note	For research use only
Isotype	IgG
Clonality	Polyclonal
MW	68
Expiration Date	12 months from date of receipt.



Western Blot analysis of LOVO cells usin...



Immunofluorescence analysis of HeLa cell...



Immunohistochemistry analysis of paraffi...