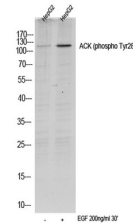


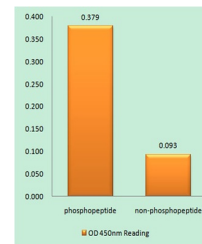
Product Datasheet

ACK (phospho-Tyr284) antibody (orb767309)

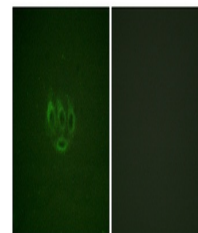
Description	Rabbit polyclonal antibody to ACK (phospho-Tyr284)
Species/Host	Rabbit
Reactivity	Human, Mouse
Conjugation	Unconjugated
Tested Applications	ELISA, IF, IHC-P, WB
Immunogen	The antiserum was produced against synthesized peptide derived from human ACK1 around the phosphorylation site of Tyr284. AA range:250-299
Preservatives	PBS with 0.02% sodium azide and 50% glycerol pH 7.4.
Concentration	1 mg/ml
Storage	Maintain refrigerated at 2-8°C for up to 2 weeks. For long term storage store at -20°C in small aliquots to prevent freeze-thaw cycles.
Note	For research use only
Isotype	IgG
Clonality	Polyclonal
MW	120
Expiration Date	12 months from date of receipt.



Western blot analysis of lysates from He...



Enzyme-Linked Immunosorbent Assay (Phosp...



Immunofluorescence analysis of A549 cell...