


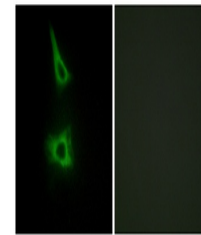
Product Datasheet

Cadherin-17 antibody (orb767305)

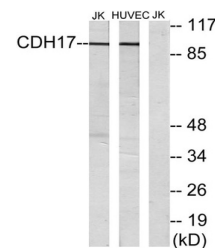
Description	Rabbit polyclonal antibody to Cadherin-17
Species/Host	Rabbit
Reactivity	Human
Conjugation	Unconjugated
Tested Applications	ELISA, IF, IHC-P, WB
Immunogen	The antiserum was produced against synthesized peptide derived from human CDH17. AA range:341-390
Preservatives	PBS with 0.02% sodium azide and 50% glycerol pH 7.4.
Concentration	1 mg/ml
Storage	Maintain refrigerated at 2-8°C for up to 2 weeks. For long term storage store at -20°C in small aliquots to prevent freeze-thaw cycles.
Note	For research use only
Isotype	IgG
Clonality	Polyclonal
MW	99
Expiration Date	12 months from date of receipt.



Western Blot analysis of Jurkat cells us...



Immunofluorescence analysis of HeLa cell...



Western blot analysis of lysates from Ju...