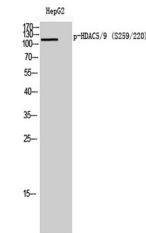


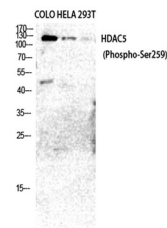
Product Datasheet

HDAC5/9 (phospho-Ser259/220) antibody (orb767281)

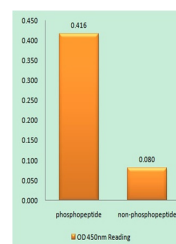
Description	Rabbit polyclonal antibody to HDAC5/9 (phospho-Ser259/220)
Species/Host	Rabbit
Reactivity	Human, Mouse
Conjugation	Unconjugated
Tested Applications	ELISA, IHC-P, WB
Immunogen	The antiserum was produced against synthesized peptide derived from human HDAC5 around the phosphorylation site of Ser259. AA range:225-274
Preservatives	PBS with 0.02% sodium azide and 50% glycerol pH 7.4.
Concentration	1 mg/ml
Storage	Maintain refrigerated at 2-8°C for up to 2 weeks. For long term storage store at -20°C in small aliquots to prevent freeze-thaw cycles.
Note	For research use only
Isotype	IgG
Clonality	Polyclonal
MW	121
Expiration Date	12 months from date of receipt.



Western Blot analysis of HepG2 cells
usi...



Western Blot analysis of COLO HELA 293T ...



Enzyme-Linked Immunosorbent Assay (Phosp...