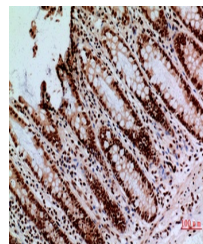


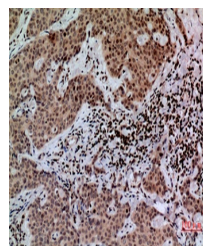
Product Datasheet

CacyBP antibody (orb766994)

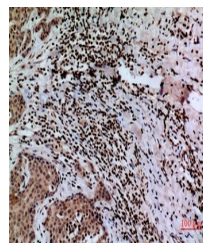
Description	Rabbit polyclonal antibody to CacyBP
Species/Host	Rabbit
Reactivity	Human, Mouse, Rat
Conjugation	Unconjugated
Tested Applications	ELISA, IHC-P, WB
Immunogen	The antiserum was produced against synthesized peptide derived from the C-terminal region of human CACYBP. AA range:171-220
Preservatives	PBS with 0.02% sodium azide and 50% glycerol pH 7.4.
Concentration	1 mg/ml
Storage	Store at -20°C. Avoid repeated freeze-thaw cycles.
Note	For research use only
Isotype	IgG
Clonality	Polyclonal
MW	25
Expiration Date	12 months from date of receipt.



Immunohistochemical analysis of paraffin...



Immunohistochemical analysis of paraffin...



Immunohistochemical analysis of paraffin...