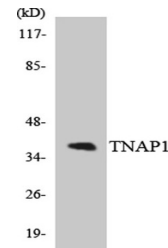



Product Datasheet

TNF-IP 1 antibody (orb766495)

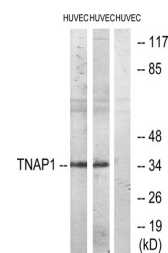
Description	Rabbit polyclonal antibody to TNF-IP 1
Species/Host	Rabbit
Reactivity	Human, Mouse, Rat
Conjugation	Unconjugated
Tested Applications	ELISA, IHC-P, WB
Immunogen	The antiserum was produced against synthesized peptide derived from human TNAP1. AA range:71-120
Preservatives	PBS with 0.02% sodium azide and 50% glycerol pH 7.4.
Concentration	1 mg/ml
Storage	Store at -20°C. Avoid repeated freeze-thaw cycles.
Note	For research use only
Isotype	IgG
Clonality	Polyclonal
MW	34
Expiration Date	12 months from date of receipt.



Western blot analysis of the lysates from...



Western Blot analysis of various cells u...



Western blot analysis of lysates from HU...