

## Product Datasheet

### Rab 3 GAP p150 antibody (orb766164)

**Description** Rabbit polyclonal antibody to Rab 3 GAP p150

**Species/Host** Rabbit

**Reactivity** Human, Monkey, Mouse, Rat

**Conjugation** Unconjugated

**Tested Applications** ELISA, IHC-P, WB

**Immunogen** The antiserum was produced against synthesized peptide derived from human RAB3GAP2. AA range:417-466

**Preservatives** PBS with 0.02% sodium azide and 50% glycerol pH 7.4.

**Concentration** 1 mg/ml

**Storage** Maintain refrigerated at 2-8°C for up to 2 weeks. For long term storage store at -20°C in small aliquots to prevent freeze-thaw cycles.


**Note** For research use only

**Isotype** IgG

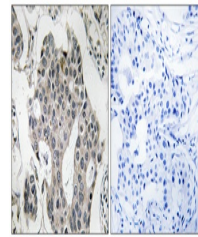
**Clonality** Polyclonal

**MW** 156

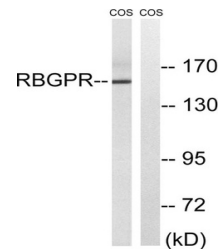
**Expiration Date** 12 months from date of receipt.



Western Blot analysis of various cells u...



Immunohistochemistry analysis of paraffi...



Western blot analysis of lysates from CO...