

Product Datasheet

Rab 3 GAP p130 antibody (orb766163)

Description Rabbit polyclonal antibody to Rab 3 GAP p130

Species/Host Rabbit

Reactivity Human

Conjugation Unconjugated

Tested Applications ELISA, IHC-P, WB

Immunogen The antiserum was produced against synthesized peptide derived from human RAB3GAP1. AA range:538-587

Preservatives PBS with 0.02% sodium azide and 50% glycerol pH 7.4.

Concentration 1 mg/ml

Storage Maintain refrigerated at 2-8°C for up to 2 weeks. For long term storage store at -20°C in small aliquots to prevent freeze-thaw cycles.


Note For research use only

Isotype IgG

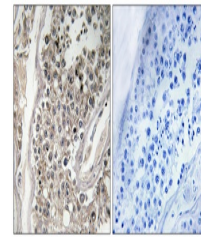
Clonality Polyclonal

MW 117

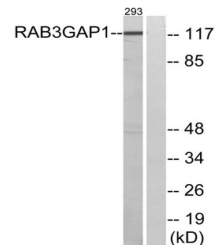
Expiration Date 12 months from date of receipt.



Western Blot analysis of various cells u...



Immunohistochemistry analysis of paraffi...



Western blot analysis of lysates from 29...