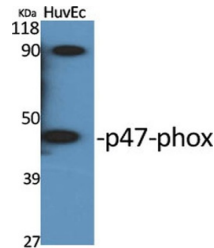


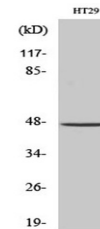
Product Datasheet

p47-phox antibody (orb765990)

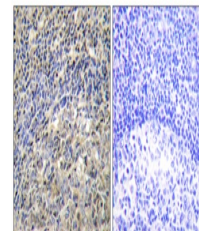
Description	Rabbit polyclonal antibody to p47-phox
Species/Host	Rabbit
Reactivity	Human, Mouse, Rat
Conjugation	Unconjugated
Tested Applications	ELISA, IHC-P, WB
Immunogen	The antiserum was produced against synthesized peptide derived from human p47 phox. AA range:341-390
Preservatives	PBS with 0.02% sodium azide and 50% glycerol pH 7.4.
Concentration	1 mg/ml
Storage	Maintain refrigerated at 2-8°C for up to 2 weeks. For long term storage store at -20°C in small aliquots to prevent freeze-thaw cycles.
Note	For research use only
Isotype	IgG
Clonality	Polyclonal
MW	44
Expiration Date	12 months from date of receipt.



Western Blot analysis of various cells u...



Western Blot analysis of COLO205 cells u...



Immunohistochemistry analysis of paraffi...