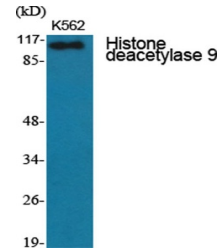



Product Datasheet

Histone deacetylase 9 antibody (orb765397)

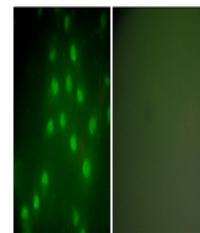
Description	Rabbit polyclonal antibody to Histone deacetylase 9
Species/Host	Rabbit
Reactivity	Human
Conjugation	Unconjugated
Tested Applications	ELISA, IF, IHC-P, WB
Immunogen	The antiserum was produced against synthesized peptide derived from human HDAC9. AA range:1017-1066
Preservatives	PBS with 0.02% sodium azide and 50% glycerol pH 7.4.
Concentration	1 mg/ml
Storage	Maintain refrigerated at 2-8°C for up to 2 weeks. For long term storage store at -20°C in small aliquots to prevent freeze-thaw cycles.
Note	For research use only
Isotype	IgG
Clonality	Polyclonal
MW	110
Expiration Date	12 months from date of receipt.



Western Blot analysis of various cells u...



Western Blot analysis of HepG2 cells usi...



Immunofluorescence analysis of HepG2 cel...