

Product Datasheet

HBO1 rabbit pAb (orb765369)

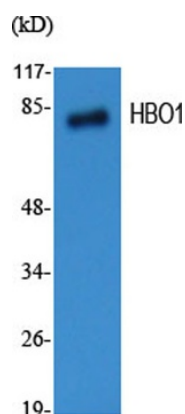
Description	Rabbit polyclonal antibody to HBO1
Reactivity	Human, Mouse, Rat
Conjugation	Unconjugated
Tested Applications	ELISA, IF, WB
Immunogen	The antiserum was produced against synthesized peptide derived from human MYST2. AA range:131-180
Preservatives	PBS with 0.02% sodium azide and 50% glycerol pH 7.4.
Concentration	1 mg/ml
Storage	Maintain refrigerated at 2-8°C for up to 2 weeks. For long term storage store at -20°C in small aliquots to prevent freeze-thaw cycles.
Note	For research use only
Isotype	IgG
Clonality	Polyclonal
Source	Rabbit
MW	75
Dilution Range	Western Blot: 1/500 - 1/2000. Immunofluorescence: 1/200 - 1/1000. ELISA: 1/20000. Not yet tested in other applications.
Expiration Date	12 months from date of receipt.

Biorbyt Ltd.


7 Signet Court, Swann's Road,
Cambridge, CB5 8LA, United Kingdom
Email: info@biorbyt.com, support@biorbyt.com
Phone: [+44 \(0\) 1223 859-353](tel:+44(0)1223859353) | Fax: [+1 \(415\) 651-8558](tel:+1(415)6518558)

Biorbyt LLC.

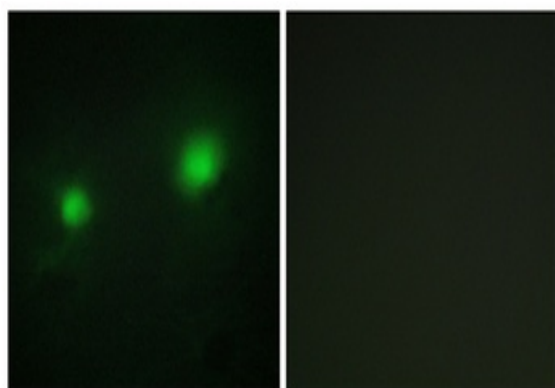
68 TW Alexander Drive,
Durham, NC, 27713, United States
Email: info@biorbyt.com, support@biorbyt.com
Phone: [+1 \(415\) 906-5211](tel:+1(415)9065211) | Fax: [+1 \(415\) 651-8558](tel:+1(415)6518558)



Western Blot analysis of various cells using HBO1 Polyclonal Antibody diluted at 1:2000 cells nucleus extracted by Minute TM Cytoplasmic and Nuclear Fractionation kit.



Western Blot analysis of Jurkat cells using HBO1 Polyclonal Antibody diluted at 1:2000 cells nucleus extracted by Minute TM Cytoplasmic and Nuclear Fractionation kit.



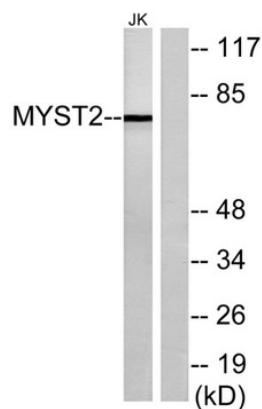
Immunofluorescence analysis of HUVEC cells, using MYST2 Antibody. The picture on the right is blocked with the synthesized peptide.

Biorbyt Ltd.

7 Signet Court, Swann's Road,
Cambridge, CB5 8LA, United Kingdom
Email: info@biorbyt.com, support@biorbyt.com
Phone: [+44 \(0\) 1223 859-353](tel:+44(0)1223859353) | Fax: [+1 \(415\) 651-8558](tel:+1(415)6518558)

Biorbyt LLC.

68 TW Alexander Drive,
Durham, NC, 27713, United States
Email: info@biorbyt.com, support@biorbyt.com
Phone: [+1 \(415\) 906-5211](tel:+1(415)9065211) | Fax: [+1 \(415\) 651-8558](tel:+1(415)6518558)



Western blot analysis of lysates from Jurkat cells, using MYST2 Antibody. The lane on the right is blocked with the synthesized peptide.

Biorbyt Ltd.

7 Signet Court, Swann's Road,
Cambridge, CB5 8LA, United Kingdom
Email: info@biorbyt.com, support@biorbyt.com
Phone: [+44 \(0\) 1223 859-353](tel:+44(0)1223859353) | Fax: [+1 \(415\) 651-8558](tel:+1(415)6518558)

Biorbyt LLC.

68 TW Alexander Drive,
Durham, NC, 27713, United States
Email: info@biorbyt.com, support@biorbyt.com
Phone: [+1 \(415\) 906-5211](tel:+1(415)9065211) | Fax: [+1 \(415\) 651-8558](tel:+1(415)6518558)